



Q-Air – detailed properties

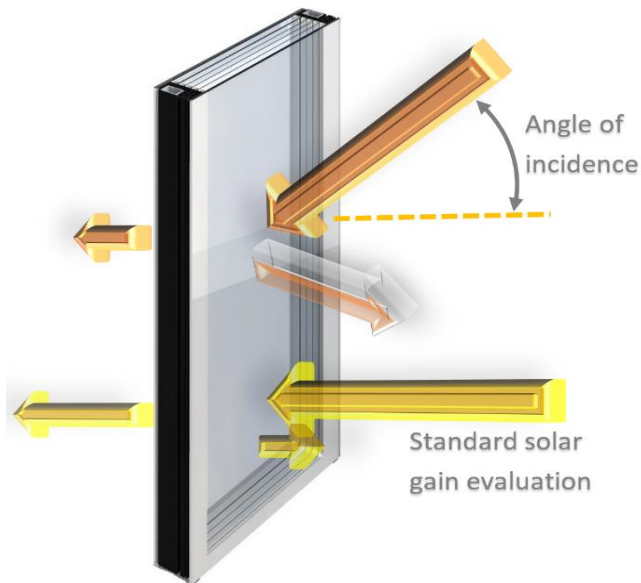
- Seasonal variability of solar heat gain (g – value)
- Centre of glass heat transmission (U_g)
- Light transmission (LT), solar heat gain (g)
- Temperature dependency of the centre of glass U_g value
- Linear heat transmittance value (ψ – values)
- Sound insulation
- EN 1279-2 certificate

January 2021

Table of contents

Solar gain seasonal variability	3
Centre of glass heat transmission (U_g)	4
Light transmission (LT), EN410 solar heat gain (g)	5
Temperature dependency of the centre of glass U_g value	6
Linear heat transmittance value (ψ – values)	7
Sound insulation	7
IFT EN 1279-2 certificate	9

Solar gain seasonal variability

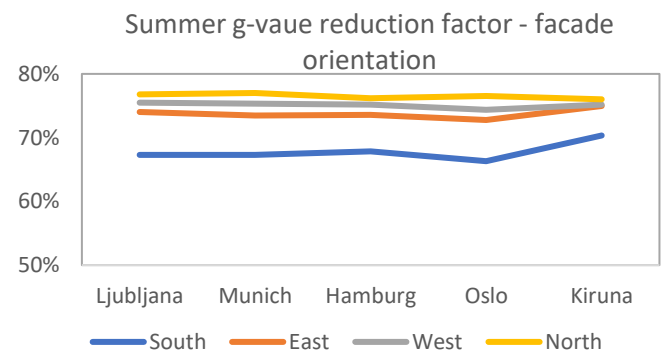
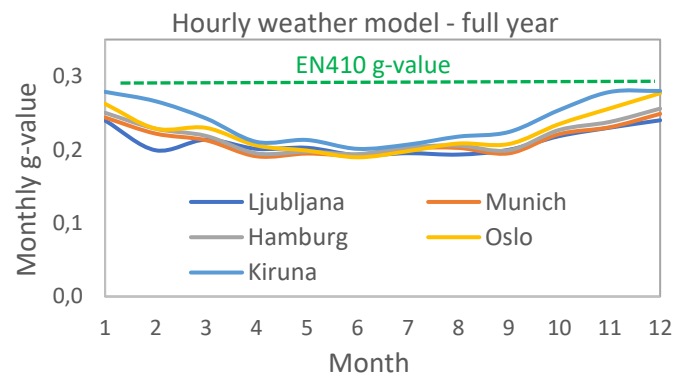
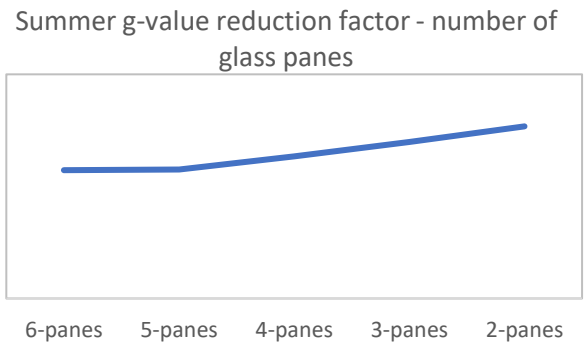


The change in solar heat-gain (g-value) originates in direct solar light being partially reflected at many layers of glass. Transmitted solar energy diminishes more at high angles of incidence as light reflections increase with angle of incidence¹.

Our research showed that the relative g-value reduction effect is independent of the coated solar control glass selection. It depends, however, on the number of glass panes. We model the monthly average g-value reduction effect with a real *hourly weather model* with direct and diffuse (cloud cover) light with accurate incidence angles.

It might come as a surprise that the summer effective g-value reduction according to hourly weather data is also fairly independent of the place (geographical latitude).

For annual cooling demand calculations, we recommend that the *hourly weather model reduction factor* is used for a glass unit having 4 to 6-panes. Solar gain, g-value is thus calculated as:



$$g_{\text{effective}} = \text{RF} \times g_{\text{standard EN410}}$$

where:

South façade	Reduction factor, RF = 0,67
East, west, north façade	Reduction factor, RF = 0,75

¹ Kralj, Aleš, et al. "Investigations of 6-pane glazing: Properties and possibilities." *Energy and Buildings* **190** (2019): 61-68. Click [HERE](#) to see the Open access article.

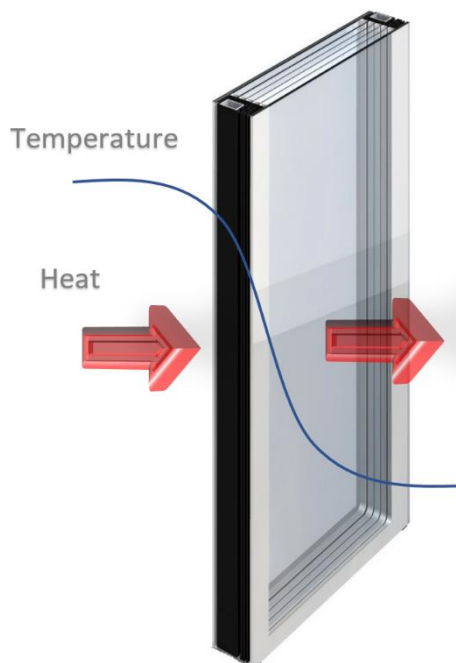
Centre of glass heat transmission (U_g)

Calculation standard:

- EN673:2011

Boundary conditions:

T_i (internal)	20°C
T_e (external)	0°C
h_i	7.7 W/m²K
h_e	25 W/m²K



Model data synopsis:

	Glass	Gap	Glass	Gap	Glass	Gap	Glass	Gap	Glass	Gap	Inside Glass
Q-AIR3K					6 mm	14 mm	3 mm	14 mm	3 mm	14 mm	44.2
Q-AIR4K			6 mm	14 mm	3 mm	14 mm	3 mm	14 mm	3 mm	14 mm	55.2
Q-AIR5	8 mm	18 mm	3 mm	18 mm	3 mm	18 mm	3 mm	18 mm	4 mm	16 mm	55.2
Q-AIR5G	10 mm	18 mm	4 mm	18 mm	4 mm	18 mm	4 mm	18 mm	5 mm	18 mm	55.2

Krypton 95% *

Argon 90% *

Air

* Low-E coated glass on at least one side.

Centre of glass thermal transmittance (U_g):

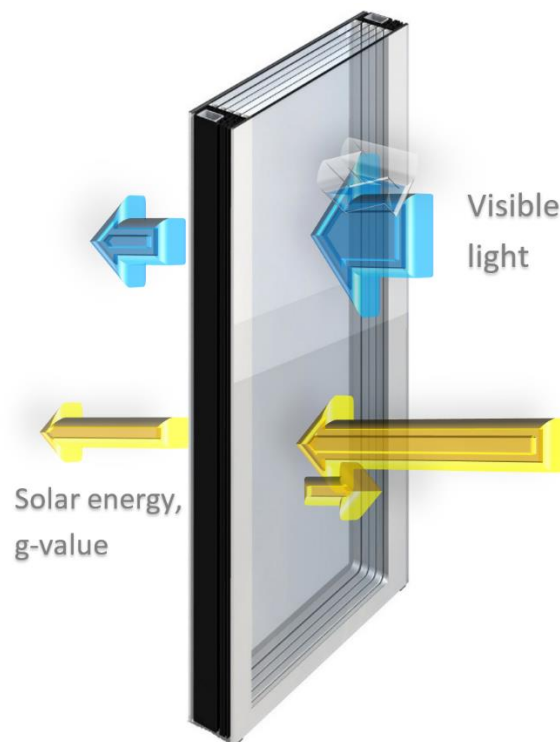
Q-AIR3K 0.29 W/m²K

Q-AIR4K 0.21 W/m²K

Q-AIR5 0.26 W/m²K

Q-AIR5G 0.26 W/m²K

Light transmission (LT), EN410 solar heat gain (g)



	Selectable light transmittance (EN410)	Total solar energy transmittance, g-value ¹ (EN410)	Number of glass panes	Vented expansion chamber
Q-AIR3K	0,32 – 0,61	0,20 – 0,34	4	No
Q-AIR4K	0,30 – 0,55	0,18 – 0,31	5	No
Q-AIR5	0,27 – 0,51	0,17 – 0,29	6	Yes
Q-AIR5G	0,27 – 0,51	0,17 – 0,29	6	Yes

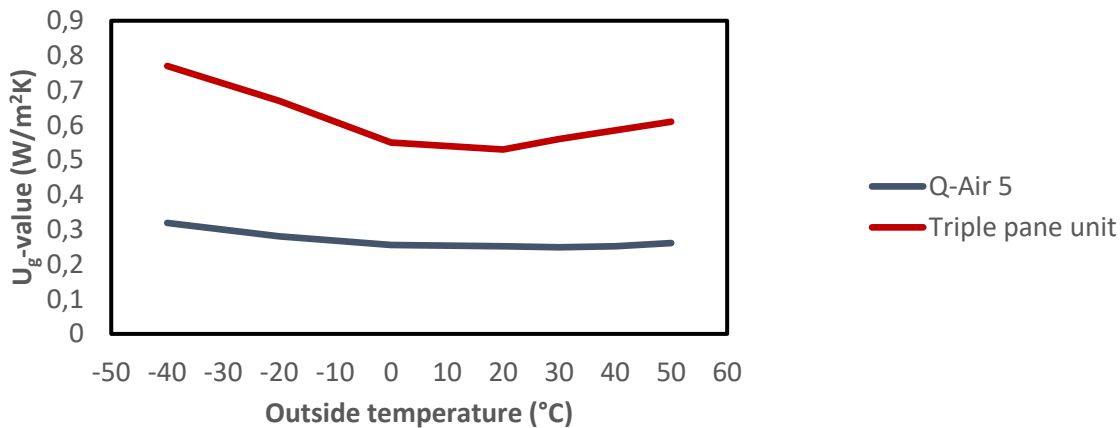
¹ This is the $g_{\text{standard(EN410)}}$ value. Total solar energy transmittance of each glazing unit depends on the light transmittance selection.

Data is calculated with LBNL Window 7.7 program.

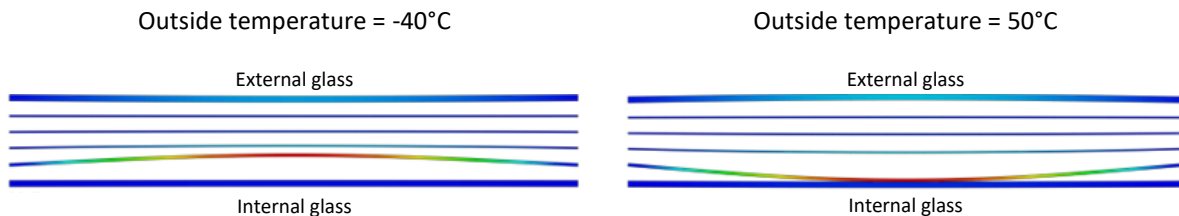
Temperature dependency of the centre of glass U_g value

Heat transfer through the glazed unit consists of heat radiation exchange among the glass panes and gas-gap related heat transfer combining conduction and convection. Q-Air reduces heat transfer using low thermal conductivity gas, which in most applications is argon and through the application of Low-E coatings, which mitigate heat radiation. Sealed glass units' centre of glass U value (U_g) change with exterior conditions.

A simulated (EN 673) glass deflection's dependent U_g for the Q-Air 5 and triple pane unit:



Below you find FEM analysis (Q-Air 5) layout of the glass panes at most extreme points from diagram above:



U_g -values were calculated with Berkeley Lab Window 7.4. according to EN673:2011

T_{outdoor} (°C)	Solar irradiation (W)	U_g (W/m²K) (Temperature depended)	U_g (W/m²K) (Temperature & deflection depended)
-40	0	0.311	0.319
-20	0	0.271	0.280
0	0	0.254	0.256
20	383	0.261	0.252
30	683	0.264	0.249
40	783	0.268	0.252
50	783	0.271	0.261

Modelled panel size: 750 x 1500 mm;

Boundary conditions for center of glass thermal transmittance calculation: Internal temperature $T_i = 22$ °C; external temperature $T_e =$ from -40°C to 50°C; internal heat transfer coefficient $h_i = 7.0$ W/m²K; external heat transfer coefficient $h_e = 15.0$ W/mK;

External glass: Arcon Sunbelt A70;

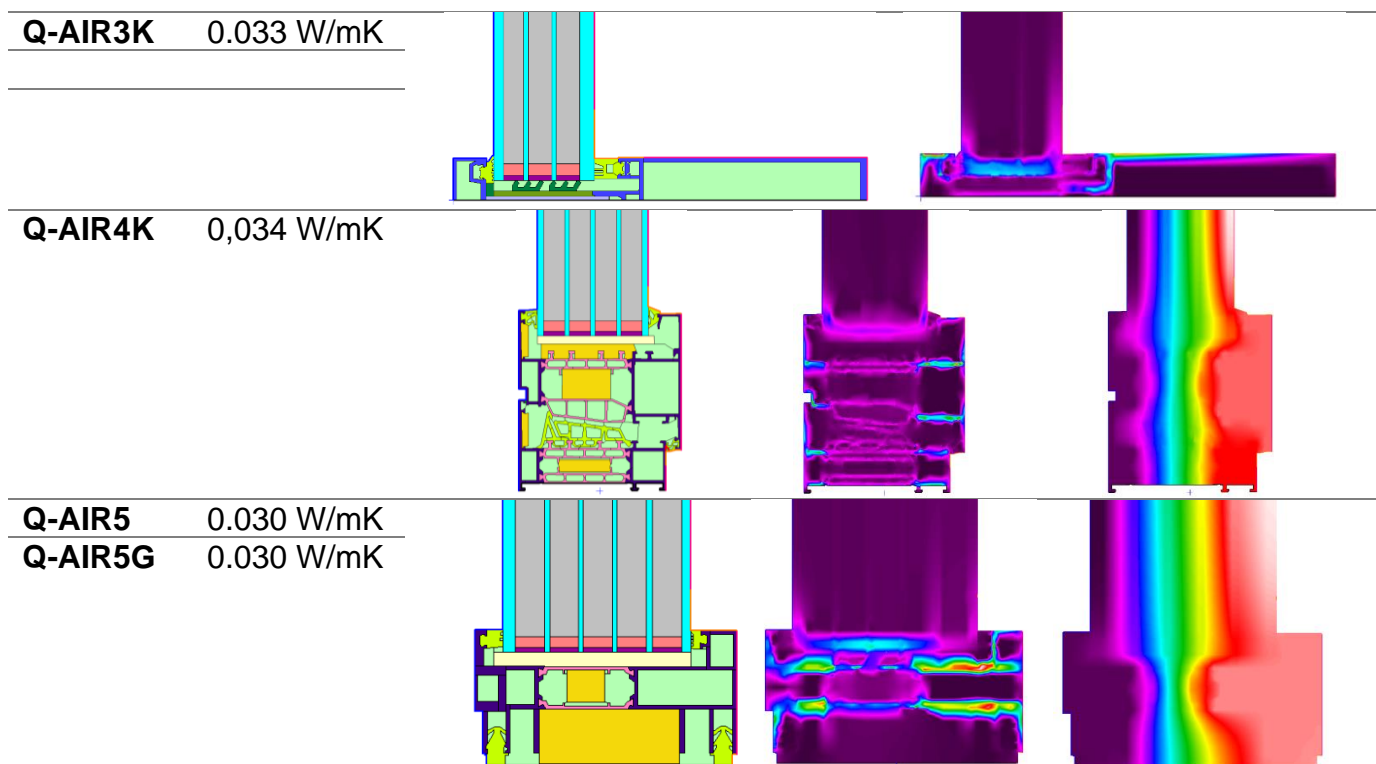
Q-Air 5 characteristic: g-value = 0.30; $T_{\text{vis}} = 0.46$; $T_{\text{sol}} = 0.20$; $R_{\text{fvis}} = 0.20$; $R_{\text{fsol}} = 0.43$;

Linear heat transmittance value (ψ – values)

Calculation standard: ISO 10077-2:2012

- Thermal conductivities, boundary conditions ISO 10077-2:2012.
- TGI spacer within a two-box model is with $\lambda=0,34 \text{ W/m}^2\text{K}$ – according to IFT report 2010. ²
- Calculation tool: LBNL Therm 7.7.
- Modelled height of the edge-of-glass, $b_g = b_p = 300 \text{ mm}$.

Linear thermal transmittances (ψ):



Sound insulation

By default, thick Q-Airs, Q-Air 5, and Q-Air 5G offer sound insulation, R_w , of 43 dB, where with glass options 55 dB is available. Thinner Q-Airs, Q-Air 3K, and Q-Air 4K offer sound insulation performance, R_w , 35 dB or better.

Q-Air 5 test result example:

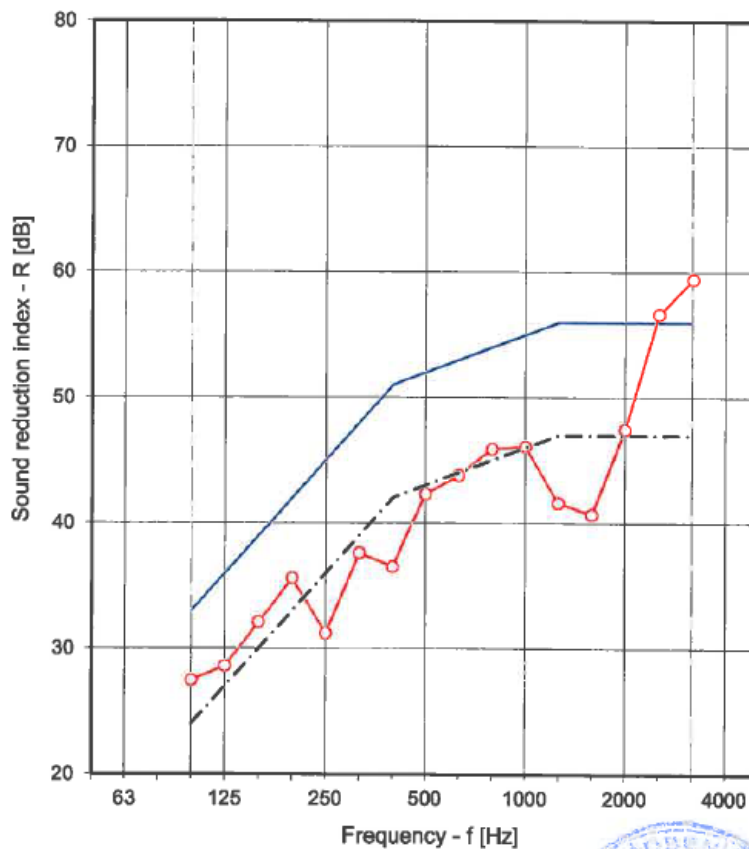
² Shin, Mi-Su, et al. "Determination of equivalent thermal conductivity of window spacers in consideration of condensation prevention and energy saving performance." *Energies* **10.5** (2017): 717.

Gustavsen, Arild, et al. "Key elements of and material performance targets for highly insulating window frames." *Energy and Buildings* **43.10** (2011): 2583-2594.

Surface area of the test specimen: 1,87 m²
 Air temperature: 18⁰C
 Relative air humidity: 50 %
 Static pressure: 980 hPa
 Source room volume: 52 m³
 Receiving room volume: 50,1 m³

---, - - -, - - - shifted curve of reference values
 ——— curve of reference values (ISO 717-1)

Frequency f Hz	R (third oct.) dB
50	
63	
80	
100	27,5
125	28,6
160	32,1
200	35,6
250	31,2
315	37,6
400	36,5
500	42,3
630	43,8
800	45,9
1000	46,1
1250	41,6
1600	40,7
2000	47,5
2500	56,7
3150	59,5
4000	
5000	



Rating according to SIST EN ISO 717-1 (2013) :

$$R_w(C;C_{tr}) = 43 (-1;-3) \text{ dB}$$

Evaluation based on laboratory measurement results, using sound intensity.



IFT EN 1279-2 certificate

Issued to Trimo (program owner at the time).

ift-Nachweis		
Classification Report		
Number	18-000461-PR01 (NW-H01-09-en-01)	Basis *) EN 1279-2 :2002-11 *) and corresponding national versions e.g. DIN EN Test report: 18-000461-PR01 PB-H01-09-en-01
Owner	Trimo d.o.o. Prijeteljeva cesta 12 8210 Trebnje Slovenia	
Product	Insulated glass unit quintuple	Representation 
Designation	System: Q-Air 5	
Details	Overall dimensions (W x H) 352 x 502 ; Glass configuration 4 / 18 / 3 / 18 / 3 / 18 / 3 / 18 / 4; Spacer: Manufacturer Technoform Holding GmbH, - Kassel; Designation TGI Spacer M; Material Polypropylene with stainless steel; Secondary sealant: Manufacturer Kömmerling, Chemische Fabrik GmbH - Pirmasens; Designation GD 920; Material Based on silicone; Primary sealant: Manufacturer [redacted] Designation [redacted] Material [redacted]	Validity There is no time limit. When using this document the up-to-dateness of above basis and the conformity of the product have to be observed. The data and results given relate solely to the tested/described specimen. This test/evaluation does not allow any statement to be made on further characteristics of the present structure regarding performance and quality.
Special features	IGU with 5 glass panes, internal panes have one hole each	
Result	Long term test method according to EN 1279-2 :2002-11  Requirement: fulfilled	Notes on publication The ift-Guidance Sheet "Conditions and Guidance for the Use of ift Test Documents" applies.
ift Rosenheim 17.07.2018		
 Miriam Keill, B.Eng. Deputy Head of Testing Department Material Testing		Identity-Check  www.ift-rosenheim.de/ift-geprueft ID: 74B-859C7
 Maximilian Weiß, B.Sc. Operating Testing Officer Material Testing		

Ve-PB1-4802-en/ (01.06.2018)

ift Rosenheim GmbH
Theodor-Gietl-Str. 7-9
D-83026 Rosenheim

Contact
Phone: +49 8031 261-0
Fax: +49 8031 261-290
www.ift-rosenheim.de

Testing and Calibration – EN ISO/IEC 17025
Inspection – EN ISO/IEC 17020
Product Certification – EN ISO/IEC 17065
Certification of Management Systems – EN ISO/IEC 17021

Notified Body 0757
PUZ-Stelle: BAY 18

